


FREE ACT/SAT PREP!!

Visit Triumph Today!
<http://bit.ly/POBtriumph>



Login Instructions



To begin, enter your username and password. If you have problems logging on, please contact the person at your school who provides you your user ID and password.

Phillip G. Berry Academy of Technology

Username: Student ID Number


Password: Birth Date: YYYYMMDD

The 2011 POB 4-07M is now supported by the online studyguide.

We have a new-look interface for the Online StudyGuide. The new interface is designed to make program navigation more intuitive and simpler. If you're unsure how to use the interface, please refer to the help on the "Help" link at the top of the page. We will add new labels and quick-reference cards soon.

All Trademarks and test names are the property of their respective holders.

Initial Screen



Click here for ACT practice

StudyGuide for ACT

Welcome to the StudyGuide

Getting Started

To begin using your Online StudyGuide, click on the appropriate link on the menu bar at the top of this page.

Word of the Day

scintillating - sparkling, flaming, brilliant

Confident College Prep

- College Application Tips and Tricks
- The Artistry of the College Essay
- College Application

ACT Home Screen



Go Straight to Step 4

StudyGuide Home | Technical Support | User Guide | Educator Home | Log Out

Step 1: ACT Overview | Step 2: Take a Test | Step 3: Score and Analyze | Step 4: Review Your Skills | Step 5: Retake Your Test

ACT | Setting Started | Quick Test | My status for ACT

Step 1: ACT Overview

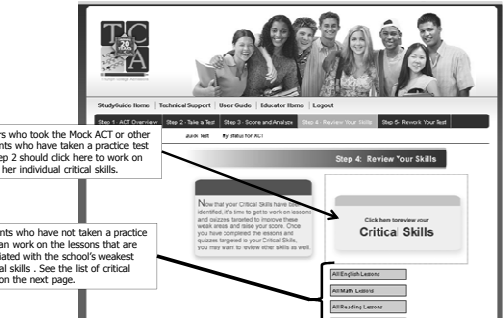
ACT Diagnostic Format | ACT Diagnostic Format | ACT Diagnostic Format

Become Familiar | Become Familiar | Become Familiar

diagnostic ACT Format | diagnostic ACT Format | diagnostic ACT Format

Before you take a diagnostic ACT test to identify your weak areas, you should first become familiar with the format of the test.

Step 4 Review Your Skills



Students who took the Mock ACT or other students who have taken a practice test on Step 2 should click here to work on his or her individual critical skills.

Now that your Critical Skills have identified, it's time to get to work on lessons and quizzes targeted to improve these weak areas and raise your score. Once you have completed the lessons and quizzes targeted to your Critical Skills, you may want to review other skills as well.

Click here to review your Critical Skills

- Get English Lessons
- Get Math Lessons
- Get Reading Lessons
- Get Science Lessons

Students who have not taken a practice test can work on the lessons that are associated with the school's weakest /critical skills. See the list of critical skills on the next page.

POB's Critical Skills

- English**
 - Grammar and Usage
 - Organization and Strategy
 - Sentence Structure
- Science**
 - Inducing Principles
 - Predicting Outcomes
 - Representing Data
- Reading**
 - Idea Stated
 - Infer from Text
 - Main Idea
- Math**
 - Area/Perimeter/Volume
 - Inequalities
 - Trigonometry